




# WIRE & CABLE INDUSTRY





60 years of  
Know-how



80% export of  
our solutions



2,000  
customers



Production  
capacity of  
130,000 ton/year



Exports to  
more than  
70 countries



25 production  
lines

## WIRE & CABLE MARKETS



AUTOMOTIVE



POWER



TELECOM

## SOFIPLUS | AUTOMOTIVE WIRE & CABLE

Sofiplus compounds have been specially formulated to meet the requirements of the automotive sector. These compounds are the result of extensive research and expertise from Cabopol in this field, ensuring fast and effective homologation, as well as a total guarantee of quality in continuous use. High temperature applications demand high performance solutions. For automotive insulation above +125°C, crosslinked materials that are Halogen Free or Low Halogen are required. Cabopol solutions provide abrasion resistance, electrical, and thermal aging resistance of up to 3000 hours, in accordance with ISO 6722 LV 112. Crosslinked materials can be achieved using various methods such as: E-beam, Peroxide or Silane.























T3

T3 CLASS

## PP COMPOUNDS

### T3 CLASS (-40° TO 125°)














| Code    | Density | Hardness | Tensile strength Mpa | Elongation at break % | Specific application             | Standards       | Halogen Free | Halogenated | Thermoplastic | Additional Features   |
|---------|---------|----------|----------------------|-----------------------|----------------------------------|-----------------|--------------|-------------|---------------|---|
| PP0H3-S | 1,40    | 60 ShD   | 15,0                 | 180                   | Small sections (0,35 - 2,00 mm2) | ISO 6722 LV 112 | ✓            |             | ✓             |      |
| PP-S    | 1,26    | 60 ShD   | 17,0                 | 450                   | Small sections (0,35 - 0,75 mm2) | ISO 6722 LV 112 |              | ✓           | ✓             |      |
| PP0H3-M | 1,39    | 53 ShD   | 15,0                 | 200                   | Medium sections (2,5 - 7,00 mm2) | ISO 6722 LV 112 | ✓            |             | ✓             |      |
| PP-M    | 1,25    | 56 ShD   | 17,0                 | 450                   | Medium sections (1,0 - 7,00 mm2) | ISO 6722 LV 112 |              | ✓           | ✓             |      |
| PP0H3-H | 1,36    | 47 ShD   | 13,0                 | 220                   | High sections (>8,00 mm2)        | ISO 6722 LV 112 | ✓            |             | ✓             |     |
| PP-H    | 1,24    | 50 ShD   | 17,0                 | 450                   | High sections (>8,00 mm2)        | ISO 6722 LV 112 |              | ✓           | ✓             |     |

T3

T3 CLASS

## XLPO COMPOUNDS

### T3 CLASS (-40° TO 125°)

| Code      | Density | Hardness | Tensile strength Mpa | Elongation at break % | Specific application              | Standards           | Halogen Free | E-Beam Crosslinked | Peroxide Crosslinked | Additional Features   |
|-----------|---------|----------|----------------------|-----------------------|-----------------------------------|---------------------|--------------|--------------------|----------------------|---|
| PEX3-SAE  | 1,43    | 46 ShD   | 10,0                 | 145                   | Small sections (0,35 - 6,00mm2)   | GMW 15626 SAE J1128 | ✓            | ✓                  |                      |     |
| PEXS-S    | 1,40    | 56 ShD   | 12                   | 200                   | Small sections (0,35 - 0,50 mm2)  | ISO 6722            | ✓            | ✓                  |                      |    |
| HZ 01PAF  | 1,43    | 47 ShD   | 17,5                 | 180                   | Small sections (0,35 - 6,00 mm2)  | GMW 15626 SAE J1128 | ✓            |                    | ✓                    |     |
| PEXS-M    | 1,40    | 54 ShD   | 12                   | 200                   | Medium sections (0,75 - 6,00 mm2) | ISO 6722            | ✓            | ✓                  |                      |    |
| HZ 03P125 | 1,26    | 25 ShD   | 9,0                  | 700                   | High sections (>8,00 mm2)         | ISO 6722 SAE J1127  | ✓            | ✓                  |                      |    |
| HZ 02P125 | 1,28    | 40 ShD   | 13                   | 150                   | High sections (>8,00 mm2)         | ISO 6722 SAE J1127  | ✓            |                    | ✓                    |    |

T4

T4 CLASS

## XLPO COMPOUNDS

### T4 CLASS (-40° TO 150°)

| Code      | Density | Hardness | Tensile strength Mpa | Elongation at break % | Specific application               | Standards           | Halogen Free | E-Beam Crosslinked | Peroxide Crosslinked | Silane Crosslinked | Additional Features   |
|-----------|---------|----------|----------------------|-----------------------|------------------------------------|---------------------|--------------|--------------------|----------------------|--------------------|---|
| PEX4HF-S  | 1,36    | 55 ShD   | 15,0                 | 280                   | Small sections (<2,00 mm2)         | ISO 6722            | ✓            | ✓                  |                      |                    |   |
| PEX4-S/1  | 1,41    | 56 ShD   | 12                   | 170                   | Small sections (0,35 to 0,50 mm2)  | ISO 6722            | ✓            | ✓                  |                      |                    |   |
| HZ 01RUA  | 1,43    | 47 ShD   | 17,5                 | 180                   | Small sections (0,35 - 6,00 mm2)   | GMW 15626 SAE J1128 | ✓            |                    | ✓                    |                    |    |
| PEX4HF-M  | 1,37    | 54 ShD   | 14,5                 | 210                   | Medium sections (2,5 - 7,00 mm2)   | ISO 6722            | ✓            | ✓                  |                      |                    |   |
| PEX4-S/2  | 1,41    | 51 ShD   | 12                   | 180                   | Medium sections (0,75 to 6,00 mm2) | ISO 6722            | ✓            | ✓                  |                      |                    |   |
| HZ 03P150 | 1,30    | 20 ShD   | 7,0                  | 400                   | High sections (>8,00 mm2)          | ISO 6722            | ✓            | ✓                  |                      |                    |   |
| HZ 02P150 | 1,31    | 25 ShD   | 14,0                 | 350                   | High sections (>8,00 mm2)          | ISO 6722            | ✓            |                    | ✓                    |                    |   |
| HZ 07CX   | 1,30    | 33 ShD   | 11,0                 | 600                   | High sections (>8,00 mm2)          | ISO 6722            | ✓            |                    |                      | ✓                  |   |



FLAME  
RETARDANT



HIGH TEMP.  
RESISTANT



ABRASION  
RESISTANT












FLEXIBLE


Our Polyprime compounds for automotive wires are meticulously crafted to meet the rigorous requirements and standards of the automotive industry. These compounds represent the culmination of extensive work and experience by Cabopol in this domain, ensuring swift and effective compound homologation, alongside an unwavering commitment to quality for continuous usage. The purity of our compounds is pivotal in achieving high levels of reliability and confidence in the utilization of our PVC wires.


T2

PVC COMPOUNDS  
T2 CLASS (-40° TO 105°)

| Code    | Density | Hardness ShA | Operating temp. °C | Tensile strength N/mm2 | Elongation at break % | Specific application               | Standards       | OEM'S  | Halogenated | Thermoplastic | Additional Features   |
|---------|---------|--------------|--------------------|------------------------|-----------------------|------------------------------------|-----------------|--|-------------|---------------|---|
| DEL/30T | 1,34    | 90           | -40 to 105°C       | 15,0                   | 180                   | Small sections (0,35 to 0,50 mm2)  | ISO 6722 LV 112 | PSA IRT2: 0,35 - 7,00mm2<br>PSA G2: 10, 16mm2<br>PSA IDT2: 0,35 - 4,00mm2<br>VW FLRY: 0,22 - 6,00mm2<br>VW FLY: 4, 6,10mm2<br>VW FLY: 4, 35,00mm2<br>Fiat F2: 0,35 - 35mm2<br>Opel(GM): FLRY: 0,35 - 6,00mm2<br>Opel: FLY 8,00mm2<br>Daimler Chrysler Mercedes FLRY: 0,35 - 6,00mm2<br>Daimler Chrysler Mercedes FLY 4,00 - 6,00 - 10 - 16 - 25 - 35 - 50 - 70 - 95<br>Land rover FLRYBYW: 1x0,35+0,35 - 2x0,35 0,35 - 3x0,35+0,35<br>BMW FLRY: 0,35 - 6,00mm2<br>BMW: 10-16-25-35-50-70<br>Volvo RFLY 2: 0,35 - 10,0mm2<br>FORD: A2 FLRY: 0,35 - 6mm2 | ✓           | ✓             |       |
| DEL/40T | 1,34    | 90           | -40 to 105°C       | 15,0                   | 180                   | Medium sections (0,60 to 6,00 mm2) | ISO 6722 LV 112 |  | ✓           | ✓             |       |
| DEL/55T | 1,34    | 90           | -40 to 105°C       | 18,0                   | 270                   | High sections (7,00 to 20,00 mm2)  | ISO 6722 LV 112 |  | ✓           | ✓             |       |
| DEL/60T | 1,35    | 85           | -40 to 105°C       | 12,5                   | 200                   | Battery sections (>20,00 mm2)      | ISO 6722 LV 112 |  | ✓           | ✓             |   |









  
HIGH TEMP.  
RESISTANT


  
ABRASION  
RESISTANT


  
FLEXIBLE


T3

PVC COMPOUNDS  
T3 CLASS (-40° TO 125°)

| Code    | Density | Hardness ShA | Operating temp. °C | Tensile strength N/mm2 | Elongation at break % | Specific application              | Standards       | OEM'S  | Halogenated | Thermoplastic | Additional Features   |
|---------|---------|--------------|--------------------|------------------------|-----------------------|-----------------------------------|-----------------|--|-------------|---------------|---|
| YAZ/10C | 1,35    | 90           | -40 to 125°C       | 18,0                   | 200                   | Small sections (0,35 to 0,75 mm2) | ISO 6722 LV 112 | PSA: IR T3 0,35 - 7,0mm2<br>Daimler Chrysler Mercedes FLRYW: 0 ,35 - 16,0mm2<br>VOLVO R3<br>FORD: A3:0,50 - 6,00mm2<br>Renault: R3: 0,35 - 7,00mm2 | ✓           | ✓             |   |
| YAZ/11C | 1,33    | 90           | -40 to 125°C       | 18,0                   | 200                   | Medium sections (1,0 to 3,00 mm2) | ISO 6722 LV 112 |  | ✓           | ✓             |   |
| YAZ/93A | 1,32    | 90           | -40 to 125°C       | 14,5                   | 150                   | High sections (4,0 to 20,00 mm2)  | ISO 6722 LV 112 |  | ✓           | ✓             |   |
| YAZ/94A | 1,32    | 90           | -40 to 125°C       | 17,5                   | 180                   | Battery sections (> 20 mm2)       | ISO 6722 LV 112 |  | ✓           | ✓             |   |

  
HIGH TEMP.  
RESISTANT

  
ABRASION  
RESISTANT

  
FLEXIBLE

| Code    | Density | Hardness | Operating temp. °C | Tensile strength N/mm2 | Elongation at break % | Specific application | Standards | Type     | Halogenated | Thermoplastic | Crosslinkable | Additional Features |
|---------|---------|----------|--------------------|------------------------|-----------------------|----------------------|-----------|----------|-------------|---------------|---------------|---------------------|
| JAS/90A | 1,33    | 90 ShA   | 80°C               | 21,6                   | 200                   | All sections         | JASO 611  | AVS/AVSS | ✓           | ✓             |               |                     |
| CIV/90A | 1,30    | 90 ShA   | 100°C              | 25,0                   | 200                   | All sections         | JASO 611  | CIVUS    | ✓           | ✓             |               |                     |
| SIM/90A | 1,28    | 60 ShA   | 100°C              | 21,6                   | 200                   | All sections         | JASO 611  | AVSSH    | ✓           | ✓             |               |                     |
| TRI/92A | 1,35    | 30 ShD   | 120°C              | 14,0 Mpa               | 200                   | All sections         | JASO 611  | AVSSXF   | ✓           | ✓             | ✓             |                     |



LACOFLEX

AUTOMOTIVE  
WIRE & CABLE


























Lacoflex TEC TPE compounds are based on TPE-E and designed for automotive insulation applications up to 150°C, featuring outstanding cold behavior (-40°C) and abrasion resistance. These compounds can be formulated as halogen-free flame retardants or low halogen flame retardants, tailored to meet both standard and customer requirements. The formulation of Lacoflex TEC TPU compounds prioritizes excellent processability and represents the culmination of extensive research and development efforts. These compounds are suitable for automotive wires with a resistance rating of up to 125°C, offering exceptional resistance to hydrolysis, mechanical properties, UV protection, and flame retardancy.

T3

TPE-E COMPOUNDS  
T3 CLASS (-40° TO 125°)

T3 CLASS

| <br>Code | Density | Hardness | Operating temp. °C | Tensile strength Mpa | Elongation at break % | Ageing conditions | Standards                        | UL94 | Thermoplastic | Halogen free | Additional Features   |   |   |   |   |   |   |   |   |   |   |    |
|---|---------|----------|--------------------|----------------------|-----------------------|-------------------|----------------------------------|------|---------------|--------------|---|---|---|---|---|---|---|---|---|---|---|----|
| TPE125HZ-85A  | 1,22    | 85 ShA   | 125°C              | 10                   | 500                   | 150°C<br>240 h    | ISO 6722<br>ISO14572<br>LV 112-1 | V2   | ✓             | ✓            |  |  |  |  |  |  |  |  |  |  |  | Ex |
| TPE125HZ-57D  | 1,30    | 53 ShD   | 125°C              | 14                   | 400                   | 150°C<br>240 h    | ISO 6722<br>ISO14572<br>LV 112-1 | V2   | ✓             | ✓            |  |  |  |  |  |  |  |  |  |  |  | Ex |









































T<sub>3</sub>

T3 CLASS

## TPE-S COMPOUNDS

### T3 CLASS (-40° TO 125°)

| Code     | Density | Hardness | Operating temp. °C | Tensile strength Mpa | Elongation at break % | Ageing conditions | Standards                         | UL94 | Thermoplastic | Halogen free | Additional Features   |
|----------|---------|----------|--------------------|----------------------|-----------------------|-------------------|-----------------------------------|------|---------------|--------------|---|
| TPE0H3-S | 1,38    | 55 ShD   | 125°C              | 15                   | 150                   | 150°C<br>240 h    | ISO 6722<br>ISO 14572<br>LV 112-1 | V2   | ✓             | ✓            |             |
| TPE0H3-M | 1,36    | 50 ShD   | 125°C              | 15                   | 300                   | 150°C<br>240 h    | ISO 6722<br>ISO 14572<br>LV 112-1 | V2   | ✓             | ✓            |             |
| TPE0H3-H | 1,36    | 47 ShD   | 125°C              | 12                   | 300                   | 150°C<br>240 h    | ISO 6722<br>ISO 14572<br>LV 112-1 | V2   | ✓             | ✓            |             |

FLAME  
RETARDANT

FLEXIBLE

FLEXIBLE AT  
LOW TEMP.LOW  
SMOKEWEATHER  
RESISTANTHIGH TEMP.  
RESISTANTLOW TEMP.  
RESISTANTOIL  
RESISTANTUV  
RESISTANT

COILABLE

ABRASION  
RESISTANT













































































EXTRUSION

T<sub>3</sub>

T3 CLASS

## TPU COMPOUNDS

### T3 CLASS (-40° TO 125°)

| Code          | Density | Hardness | Operating temp. °C | Tensile strength Mpa | Elongation at break % | Ageing conditions | Standards                         | UL94 | Surface | Thermoplastic | Halogen free | Additional Features   |
|---------------|---------|----------|--------------------|----------------------|-----------------------|-------------------|-----------------------------------|------|---------|---------------|--------------|---|
| TPU125HZ-85A  | 1,12    | 85 ShA   | 125°C              | 25                   | 400                   | 150°C<br>240 h    | ISO 6722<br>ISO 14572<br>LV 112-1 | V2   | Matte   | ✓             | ✓            |              |
| TPU125HZ-87A  | 1,14    | 87 ShA   | 125°C              | 25                   | 400                   | 150°C<br>240 h    | ISO 6722<br>ISO 14572<br>LV 112-1 | V0   | Matte   | ✓             | ✓            |              |
| TPU100HZ-85A  | 1,14    | 85 ShA   | 125°C              | 25                   | 400                   | 150°C<br>240 h    | ISO 6722<br>ISO 14572<br>LV 112-1 | V2   | Gloss   | ✓             | ✓            |              |
| TPU100HZ-75A  | 1,14    | 75 ShA   | 125°C              | 20                   | 400                   | 150°C<br>240 h    | ISO 6722<br>ISO 14572<br>LV 112-1 | V0   | Gloss   | ✓             | ✓            |              |
| TPU100NF-85AM | 1,11    | 85 ShA   | 125°C              | 30                   | 400                   | 150°C<br>240 h    | ISO 6722<br>ISO 14572<br>LV 112-1 | HB   | Matte   | ✓             | ✓            |               |
| TPU100NF-95AM | 1,12    | 93 ShA   | 125°C              | 35                   | 400                   | 150°C<br>240 h    | ISO 6722<br>ISO 14572<br>LV 112-1 | HB   | Matte   | ✓             | ✓            |               |

FLAME  
RETARDANT

FLEXIBLE

FLEXIBLE AT  
LOW TEMP.LOW  
SMOKEWEATHER  
RESISTANTHIGH TEMP.  
RESISTANTLOW TEMP.  
RESISTANTOIL  
RESISTANTUV  
RESISTANT

COILABLE

ABRASION  
RESISTANT





































EXTRUSION



INJECTION

## TPE COMPOUNDS

### T4 CLASS (-40° TO 150°)

| Code         | Density | Hardness | Operating temp. °C | Tensile strength Mpa | Elongation at break % | Ageing conditions | Standards                        | UL94 | Thermoplastic | Halogen free | Additional Features   |
|--------------|---------|----------|--------------------|----------------------|-----------------------|-------------------|----------------------------------|------|---------------|--------------|---|
| TPE150HZ-85A | 1,30    | 85 ShD   | 150°C              | 13                   | 200                   | 175°C<br>240 h    | ISO 6722<br>ISO14572<br>LV 112-1 | V2   | ✓             | ✓            |             |
| TPE150HZ-50D | 1,30    | 50 ShA   | 150°C              | 14                   | 200                   | 175°C<br>240 h    | ISO 6722<br>ISO14572<br>LV 112-1 | V2   | ✓             | ✓            |             |
| TPE150LH-55D | 1,30    | 52 ShD   | 150°C              | 15                   | 300                   | 175°C<br>240 h    | ISO 6722<br>ISO14572<br>LV 112-1 | V2   | ✓             |              |             |



FLAME  
RETARDANT



FLEXIBLE



FLEXIBLE AT  
LOW TEMP.



LOW  
SMOKE



WEATHER  
RESISTANT



HIGH TEMP.  
RESISTANT



LOW TEMP.  
RESISTANT



OIL  
RESISTANT



UV  
RESISTANT



COILABLE



ABRASION  
RESISTANT
















































































EXTRUSION



CHARGING  
EV CABLES

## TPE & TPU COMPOUNDS FOR VEHICLES CHARGING CABLE

| Code         | Density | Hardness | Tensile strength Mpa | Elongation at break % | Operating temp. °C | Class                                 | pH   | Conductivity | Silane Crosslinked | Thermoplastic | Halogen free | Halogenated | Insulation | Sheathing | Additional Features   |
|--------------|---------|----------|----------------------|-----------------------|--------------------|---------------------------------------|------|--------------|--------------------|---------------|--------------|-------------|------------|-----------|---|
| TPX125NF-80A | 1,27    | 80 ShA   | 8,5                  | 250                   | -60 to 125°C       | EVI-2, EV07RN-H,<br>EV07BQ-H          | >4,3 | <10          | ✓                  |               | ✓            |             | ✓          |           |            |
| TPE0H3-H     | 1,35    | 93 ShA   | 15                   | 300                   | -40 to 125°C       | EVI-1, EV07EE-H,<br>EV07EQ-H          | >4,3 | <10          |                    | ✓             | ✓            |             | ✓          |           |            |
| TPU100HZ-80A | 1,16    | 88 ShA   | 25                   | 500                   | -50 to 90°C        | EVM-1, EV07BQC4Q-H,<br>EV07EEC4Q-H, U | 6,7  | 7            |                    | ✓             | ✓            |             |            | ✓         |            |
| TPU100HF-75A | 1,14    | 80 ShA   | 25                   | 500                   | -50 to 90°C        | EVM-1, EV07BQC4Q-H,<br>EV07EEC4Q-H, U | 6,3  | 8            |                    | ✓             | ✓            |             |            | ✓         |            |
| TPE100NF-80A | 1,10    | 80 ShA   | 15                   | 300                   | -50 to 105°C       | EVE, EVJE, S90                        | >4,3 | <10          |                    | ✓             | ✓            |             | ✓          |           |            |
| TPE100UL-85A | 1,23    | 85 ShA   | 13                   | 300                   | -50 to 105°C       | EVE, EVJE, S90                        | -    | -            |                    | ✓             |              | ✓           | ✓          | ✓         |            |
| TPE100HF-90A | 1,07    | 88 ShA   | 12                   | 400                   | -50 to 105°C       | EVE, EVJE,<br>EV07EEC4E-H, S90        | 6    | 9            |                    | ✓             | ✓            |             | ✓          | ✓         |            |



FLAME  
RETARDANT



FLEXIBLE



FLEXIBLE AT  
LOW TEMP.



LOW  
SMOKE



WEATHER  
RESISTANT



HIGH TEMP.  
RESISTANT



LOW TEMP.  
RESISTANT



OIL  
RESISTANT



UV  
RESISTANT



COILABLE



EXTRUSION

## AUTOMOTIVE COAXIAL CABLES

Single-wire asymmetric shielded cables, designed for high-frequency signals communications. By foaming the insulation layer it's possible to reduce the relative permittivity to values of about 1.6 or less, and thus achieve the best impedance, attenuation and transmission losses, which in practice can be translated to a smaller diameter cable design.

### Applications

High Frequency transmission cables like GSM, GPS, DVB, Radio, WCDMA, HSPDA, WLAN, WUSB, WiMAX, mobile broadcast & car to car communication.

### Benefits & Properties

Recyclability, Solid and foam dielectrics available, standard temperature range -40 up to +105°C to +205 °C, easy processing: Good wire diameter control and perfect foaming, can be foamed by chemical or physical (N<sub>2</sub>, CO<sub>2</sub> etc) agents.



#### DATAPP-S01

T2 stabilized solid PP skin layer

#### DATAPP-F01

PP with improved extensional viscosity for optimum foaming with chemical agents (Endothermic chemical foaming) and/or physical agents (nitrogen, butane, etc.).

#### DATAPE-S01

T2 stabilized PE for internal skin, in order to prevent voids between copper and the foamed core



TPE0H3-H  
TPU125HZ-85A

TPE0H3-H  
TPU125HZ-85A



DATAPP-S01  
T2 stabilized solid PP layer

DATAPE-S01  
T2 stabilized solid PE layer

## AUTOMOTIVE ETHERNET CABLES

The increase in software demand, interactive systems feedback, navigation, driver assistance is pushing the bandwidth requirements. In response, automotive manufacturers are adding more and more computer-based systems, applications, and connections. The response to these demands relies on the ethernet cables.

### Applications

Driver assistance and driver safety systems, cameras (driver assist), video (infotainment) connections, car to x-communications & autonomous driving systems.

### Benefits & Properties

Application single and unshielded, twisted pair cable bidirectional, data transfer 100Mbps, impedance  $Z 100 \pm 10 \Omega$



### Insulation Materials

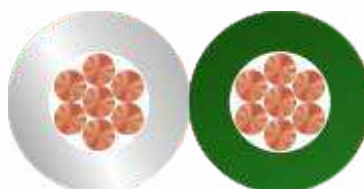
- PP 01DIE (Thermoplastic)
- PE 01DIE (Crosslinked)
- DATAPP-S01 (using sheath and no flame retardancy required)
- DATAPE-S01 (using sheath and no flame retardancy required)

### Sheathing Materials

- PPOH3-H (Thermoplastic)
- TPE0H3-H (Thermoplastic)

### Cable typical values

- Temperature range: -40°C to 125°C
- Characteristics Impedance:  $100 \pm 10 \Omega$
- Capacitance (at 1kHz): Max 105 pF/m



CAN /ETHERNET



CANFD/ETHERNET - Shield  
FLEXRAY /ETHERNET - Shield



## AUTOMOTIVE DATA TRANSMISSION CABLES

With the increased in the flow of data in the modern vehicles, the data transmission cables need to be able to transmit faster signals without interference, while keeping the flexibility, flame retardancy, mechanical stability and high-frequency characteristics and are therefore suitable for data transmission of signals up to 3 GHz.

**Applications:** Rear view camera system, multimedia, LDVS, bus systems & probe cables.

**Benefits & Properties:** Flexibility, solid and foam dielectrics available, standard temperature range -40 up to +105°C, high mechanical strength, stable impedance.



### Insulation Materials

- DATAPP-S01 (Solid)
- DATAPE-S01 (Solid)
- DATAPP-F01 (Foamed)
- PP 01DIE (Thermoplastic)
- PE 01DIE (Crosslinked)

### Sheathing Materials

- TPU125HZ-85A
- TPEOH3-M
- PPOH3-M



LVDS / HSD  
USB / Bus Systems



AUTO EV

## PE/PP/TPE/TPU COMPOUNDS FOR EV

| Code         | Material | Density | Hardness | Operating temp °C | Tensile strength Mpa | Elongation at break % | Dielectric constant | Structure      | Applications |         |             | ISO 6722<br>ISO 14572<br>LV 112-1 | E-Beam<br>Crosslinked | Thermoplastic | Insulation | Sheathing | Additional Features |
|--------------|----------|---------|----------|-------------------|----------------------|-----------------------|---------------------|----------------|--------------|---------|-------------|-----------------------------------|-----------------------|---------------|------------|-----------|---------------------|
|              |          |         |          |                   |                      |                       |                     |                | Coaxial      | Twisted | Data cables |                                   |                       |               |            |           |                     |
| DATAPE-S01   | PE       | 0,92    | 52 ShD   | 105°C             | 13                   | 120                   | 2,3                 | Solid          | ✓            |         | ✓           | ✓                                 |                       | ✓             | ✓          |           | H <sub>F</sub> EX   |
| PE 01DIE     | PE       | 1,34    | 52 ShD   | 125°C             | 12                   | 200                   | 2,9                 | Solid          |              | ✓       | ✓           | ✓                                 | ✓                     |               |            | ✓         | H <sub>F</sub> EX   |
| DATAPP-F01   | PP       | 0,90    | 60 ShD   | 105°C             | 20                   | 500                   | 2,3/<2              | Solid & Foamed | ✓            |         | ✓           | ✓                                 |                       | ✓             | ✓          |           | H <sub>F</sub> EX   |
| DATAPP-S01   | PP       | 0,90    | 64 ShD   | 105°C             | 20                   | 500                   | 2,3/<2              | Solid & Foamed | ✓            |         | ✓           | ✓                                 |                       | ✓             | ✓          |           | H <sub>F</sub> EX   |
| PP 01DIE     | PP       | 1,34    | 60 ShD   | 125°C             | 12                   | 150                   | 2,9                 | Solid          |              | ✓       | ✓           | ✓                                 |                       | ✓             |            | ✓         | H <sub>F</sub> EX   |
| PPOH3-H      | PP       | 1,36    | 45 ShD   | 125°C             | 12                   | 300                   | 4,0                 | Solid          |              | ✓       | ✓           | ✓                                 |                       | ✓             | ✓          | ✓         | H <sub>F</sub> EX   |
| TPEOH3-H     | TPE      | 1,36    | 45 ShD   | 125°C             | 12                   | 300                   | 4,0                 | Solid          | ✓            | ✓       | ✓           | ✓                                 |                       | ✓             | ✓          | ✓         | H <sub>F</sub> EX   |
| TPU125HZ-85A | TPU      | 1,12    | 85 ShA   | 125°C             | 30                   | 500                   | 7,0                 | Solid          |              |         | ✓           | ✓                                 |                       | ✓             | ✓          | ✓         | H <sub>F</sub> EX   |



HALOGEN FREE



EXTRUSION



FLAME  
RETARDANT



FLEXIBLE



FLEXIBLE AT  
LOW TEMP.



LOW  
SMOKE



WEATHER  
RESISTANT



HIGH TEMP.  
RESISTANT



LOW TEMP.  
RESISTANT



OIL  
RESISTANT



UV  
RESISTANT



COILABLE